
GEC Hub Overview

05/05/2020



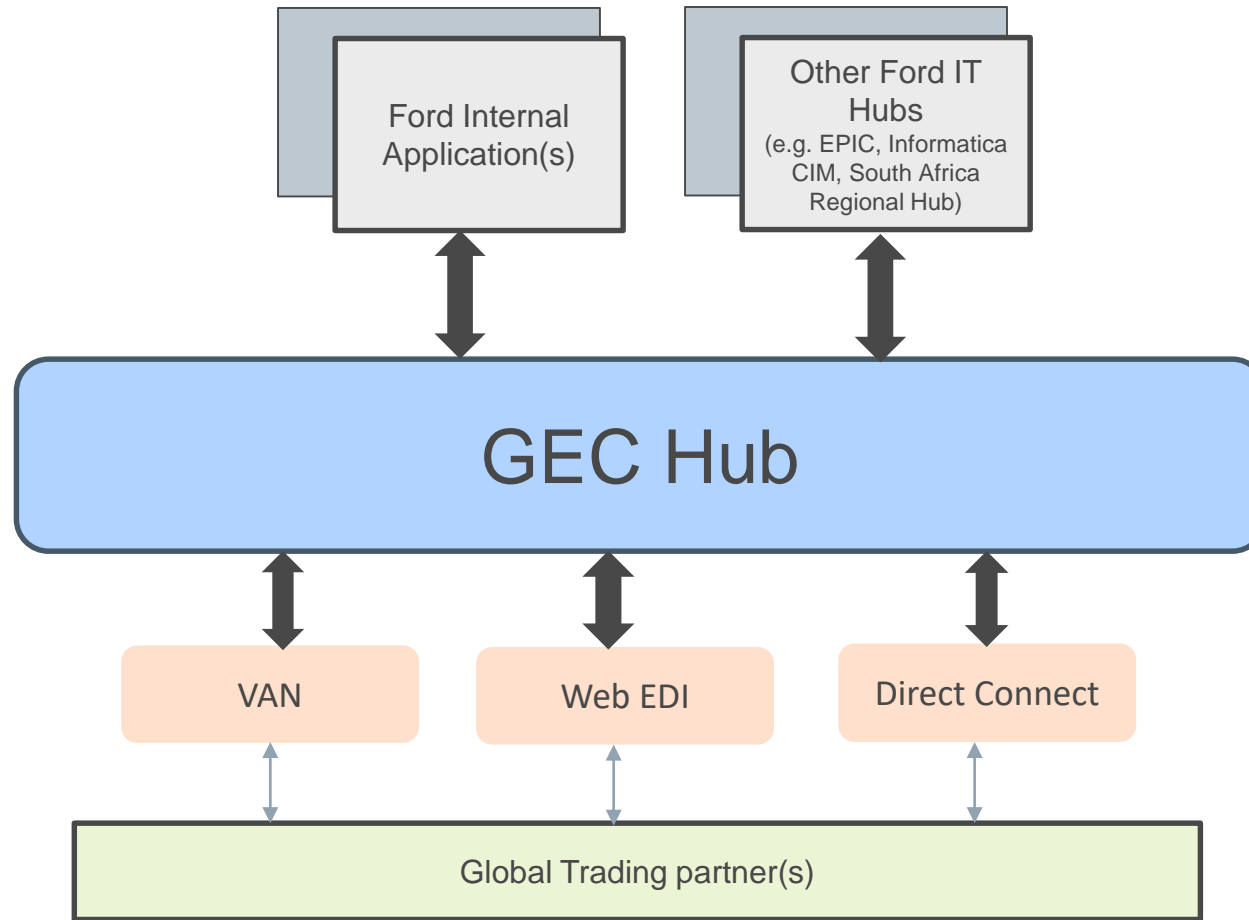
Table of Content

	Page No
<input type="checkbox"/> What is GEC Hub?	3
<input type="checkbox"/> Business Flow	4
<input type="checkbox"/> Supported Communication Protocols	5
<input type="checkbox"/> Pre-requisites for GEC Hub Connections	6
<input type="checkbox"/> Key Requirements	7

What is GEC Hub?

GEC Hub (Global Electronic Commerce Hub) is Ford's central messaging hub for Electronic Data Interchange (EDI) and Managed File Transfer (MFT) between the internal Ford applications and the global trading partners such as Suppliers, Dealers, etc. GEC Hub supports all major EDI standards (ANSI X12, UN/EDIFACT,) and XML.

Business Flow



Supports Exchange of Files up to 100GB



Supported Communication Protocols

Communication Protocol	Availability in GEC Hub	
	Inbound	Outbound
FTP	Deprecated	Deprecated
IBM WebSphere MQ	Yes (Server to Server and Server to Client Channel)	Yes (Server to Server Channel)
SFTP	Yes	Yes (Available in August 2020 for external Trading Partners)
AS2	Yes	Yes
OFTP2	Yes	Yes (Available in August 2020 for external Trading Partners)
HTTP, HTTP/S	No (Enhancement Required to enable)	No (Enhancement Required to enable)
IDOC ALE	No	Yes (Available in August 2020 for Internal Trading Partners)
SMTP	No	Yes (Available in July 2020 for Ford Only)
FTPS	No	Yes

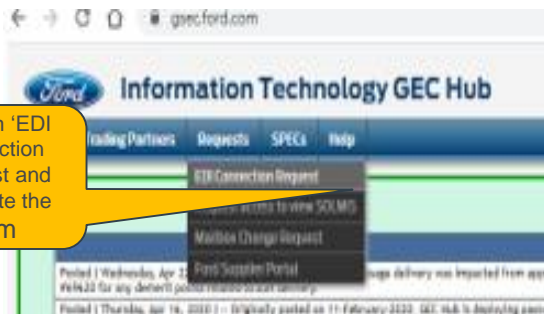


Pre-requisites for GEC Hub Connections

Supplier

GSDB Code and Covisint ID is required

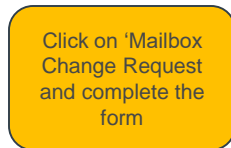
- ❑ **Step 1:**
Obtain GSDB Code and Covisint ID via link below:
https://web.fsp.ford.com/keyinfo/SupplierSite/shared_files/documents/Registration-for-FSP-and-GSDB-Online.pdf
- ❑ **Step 2:**
Initiate connection request via link below:
<https://www.gsec.ford.com/Hub/GECRequest/EDIconnectionRequest>



Dealer

FSNID and Covisint ID is required

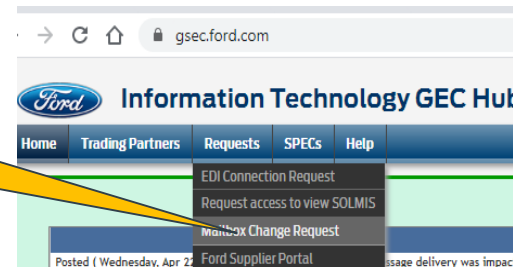
- ❑ **Step 1:**
Obtain FSNID via link below:
<https://www.digitalworker.ford.com/JobAids/SPEExternalSite-Provisioning.pdf#search=FSN%20ID>
- Go to the section: **How does my Supplier get an FSN ID?**
- ❑ **Step 2:**
Obtain Covisint ID via link below:
https://web.fsp.ford.com/keyinfo/SupplierSite/shared_files/documents/Registration-for-FSP-and-GSDB-Online.pdf



Ford Application

CDSID is required in a specific format

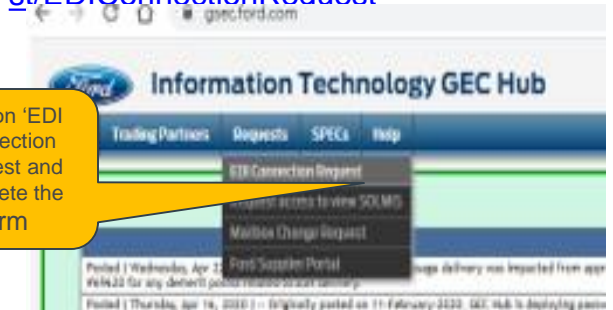
- ❑ **Step 1:**
Obtain CDSID via link below:
<https://azureford.sharepoint.com/sites/Identity/silas/silaspublic/Request%20Forms/Forms/AllItems.aspx>
- Format –
 - SFTPXXXX
 - SFTXXXXX
 - OFTPXXXX
 - OFTXXXXX
- ❑ **Step 2:**
Initiate Mailbox Change Request:
<https://www.gsec.ford.com/Hub/GECRequest/MailboxChangeRequest>



Others

GSDB Code and Covisint ID is required

- ❑ **Step 1:**
Send an email to: econnect@ford.com
Requesting New Connections.
- ❑ **Step 2:**
Obtain Covisint ID via link below:
https://web.fsp.ford.com/keyinfo/SupplierSite/shared_files/documents/Registration-for-FSP-and-GSDB-Online.pdf
- ❑ **Step 3:**
Initiate connection request via link below:
<https://www.gsec.ford.com/Hub/GECRequest/EDIconnectionRequest>



Key Requirements

Non-EDI File Name Formats

Input/Upload File name	Delivery/Download Filename
%RECEIVER%%b	SENDER%RECEIVER%DateTimestamp
%RECEIVER%OPTIONAL_VALUE1%%b	SENDER%RECEIVER%OPTIONAL_VALUE1%DateTimestamp
%RECEIVER%OPTIONAL_VALUE1% OPTIONAL_VALUE2%%b	SENDER%RECEIVER%OPTIONAL_VALUE1%OPTIONAL_VALUE2%DateTimestamp
Ex: %FTPPFEP%1915810%%b	TSUP5%FTPPFEP%1915810%2019060710015954
Ex: %FTPPFEP%1915810%CHKSUM%%b	TSUP5%FTPPFEP%1915810%CHKSUM%2019060710020003

Data Security (PII and SPII)

- Sender and receiver are required to encrypt and decrypt data if PII or SPII information is going to be exchanged
- Self management of passwords and certificates annually.